


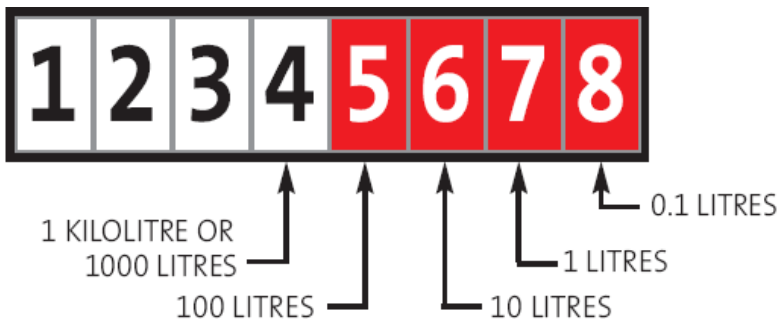
## HOW TO READ YOUR WATER METER

The meter readings displayed on your water account are measured in kilolitres. If you have received a bill that appears higher than usual, you may have a leak at your property. However, the first port of call should be to check your water meter and ensure the read corresponds to your water account.

The **black number** dials on a white background register **kilolitres**, while the **white numbers** on a red background register **litres**. Meters may vary in appearance and number of dials depending on the manufacturer.

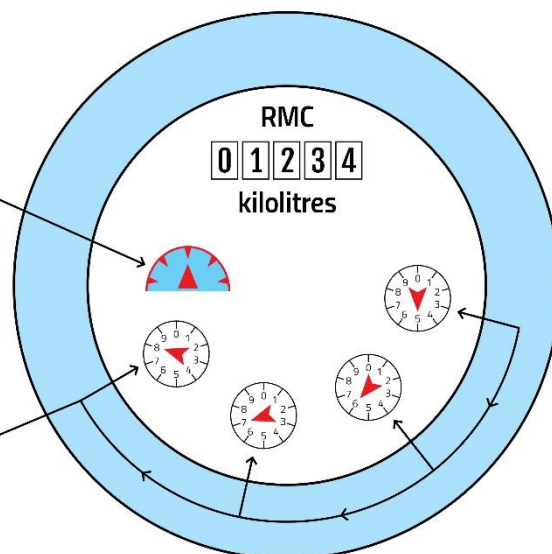
Only read the kilolitres for bill comparison. The red dials should only be referred to for leak detection.

If you are using your water meter for leak detection, please ensure that all water-using appliances and devices inside the house (including evaporative air-conditioners) and garden watering systems are turned off before looking at your water meter. It is best when you will be away from the property for a few hours. Record the meter reading before you leave, and again when you return. If the reading has changed, this could indicate a leak. If a leak is identified, contact a licensed plumber.



**Leak detection**  
Turn off all taps.  
Movement indicates a leak.

**Meter reading**  
1234 kilolitres  
**PLUS**  
567.8 litres



The numbers in the right-most dial represent '1 Litres' and each graduation mark represents '0.1 Litres'.

If this dial is turning, this indicates that water is being used or that a leak is present.